


/er/: her, dinner, sister, ladder, summer, helper




er: Pupil Book Pg. 39


her

Group 7

This panel shows a woman with her hands on her forehead, a hand pointing to the word 'her' in purple. The word is written in a large, lowercase font. Above the letters 'h', 'e', and 'r' are three black diagonal lines indicating the stroke direction. Below the letters are two colored dots: a black dot under the 'h' and a red dot under the 'e'. The text 'er: Pupil Book Pg. 39' is in the top right, and 'Group 7' is in the bottom left.



This panel is a tracing practice for the word 'her'. It features four black diagonal lines above the letters 'h', 'e', and 'r' to show the stroke direction. Below the letters are two colored dots: a black dot under the 'h' and a red dot under the 'e'. The entire panel is enclosed in a green border.

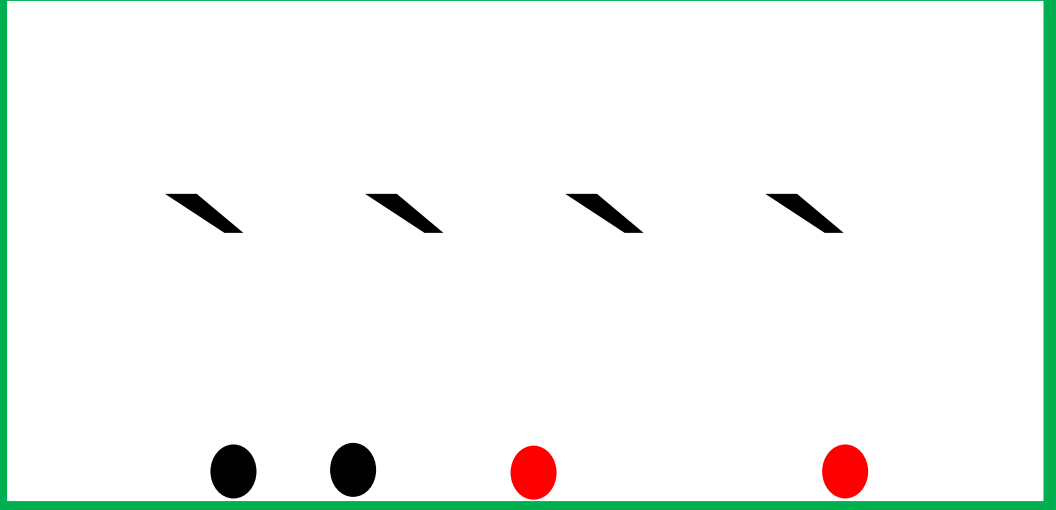


er: Pupil Book Pg. 39

dinner

Group 7

This panel shows a plate of fried chicken with a side of vegetables and a small bowl of sauce. The word 'dinner' is written in a large, lowercase purple font. Above the letters 'd', 'i', 'n', 'n', 'e', and 'r' are six black diagonal lines indicating the stroke direction. Below the letters are four colored dots: two black dots under the first 'n' and 'i', and two red dots under the 'e' and 'r'. The text 'er: Pupil Book Pg. 39' is in the top right, and 'Group 7' is in the bottom left.



This panel is a tracing practice for the word 'dinner'. It features six black diagonal lines above the letters 'd', 'i', 'n', 'n', 'e', and 'r' to show the stroke direction. Below the letters are four colored dots: two black dots under the first 'n' and 'i', and two red dots under the 'e' and 'r'. The entire panel is enclosed in a green border.



er: Pupil Book Pg. 39

sister



Group 7



er: Pupil Book Pg. 39

summer



Group 7



er: Pupil Book Pg. 39




helper

Group 7

Tracing practice for the word 'helper' with stroke order arrows and starting dots (black for 'h', 'e', 'p', 'e' and red for 'r').

er: Pupil Book Pg. 39



ladder

Group 7

Tracing practice for the word 'ladder' with stroke order arrows and starting dots (black for 'l', 'a', 'd', 'd' and red for 'e', 'r').